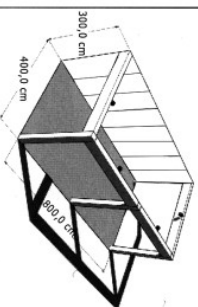


MODULO D

mq. 32 (4x8)

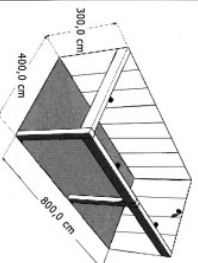
6 travi 4X0,40 m
6 colonne h. 2,60
6 faretti 300W



MODULO D1

mq. 32 (4x8)

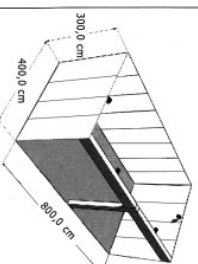
8 pannelli 3x1 m
4 travi 4X0,40 m
3 colonne h. 2,60
4 faretti 300W



MODULO D2

mq. 32 (4x8)

12 pannelli 3x1 m
3 travi 4X0,40 m
2 colonne h. 2,60
4 faretti 300W



MODULO D3

mq. 32 (4x8)

16 pannelli 3x1 m
2 travi 4X0,40 m
1 colonna h. 2,60
4 faretti 300W